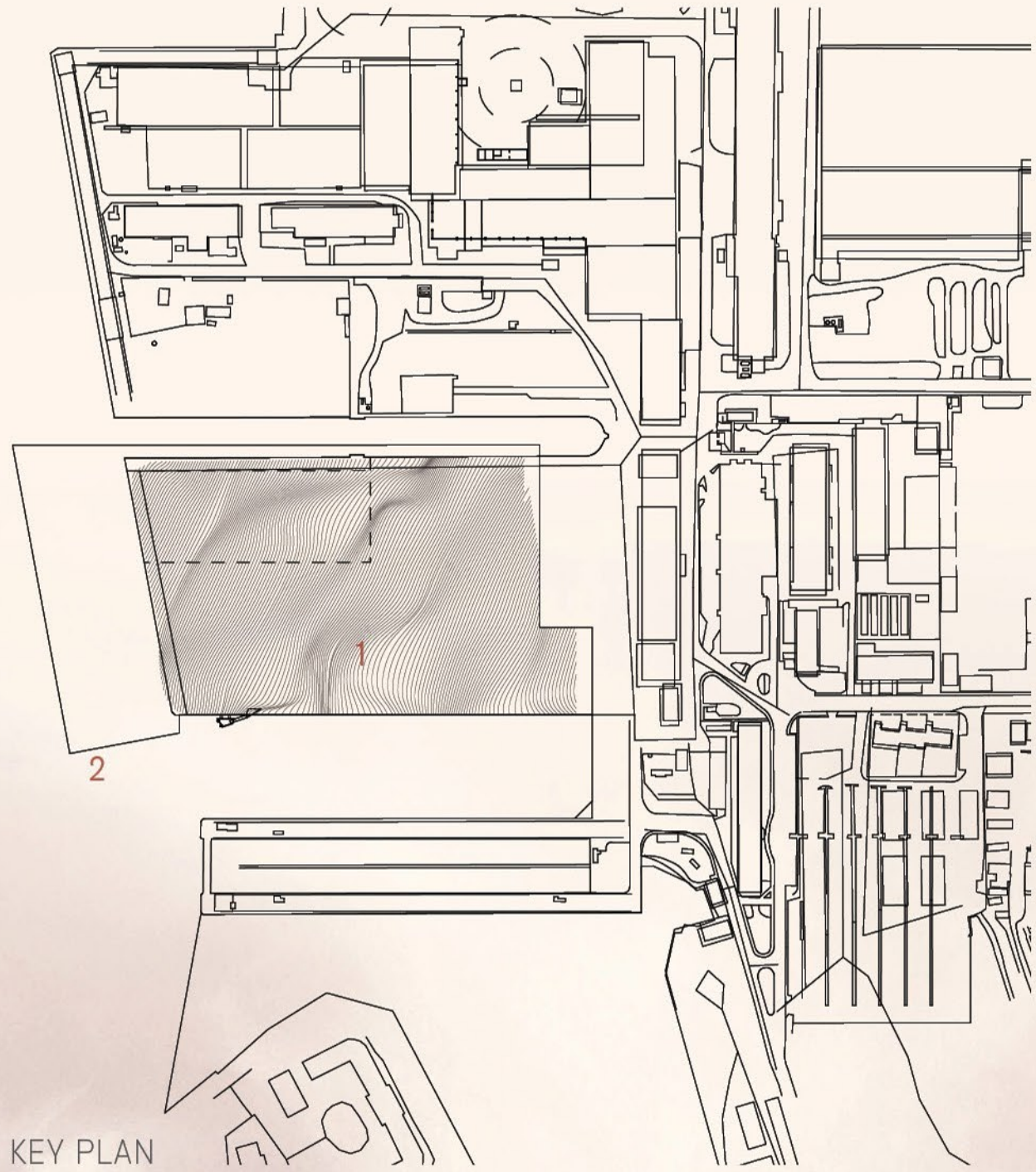



the quiet explosion

While occupying this installation at Refshaleøen, one experiences a sense of comfort and intimacy. Intimacy with not only themselves, but natural conditions around them. Whether fully enclosed or exposed to those natural elements, visitors relax at ease and remain refreshed. Such refreshment being a reminder that the city of Copenhagen is striving for purification in the most extreme way. A visitor feels captured in such advancements when engulfed in this structure, and can step out at any moment envisioning the future of their city.

The quiet explosion is about curiosity, investigation, personal reflection and social interaction.



PHASE I : SURFACE UNDULATION




WIND DIRECTION


PHASE II : MODULE BUILDING



SURFACE EXTRACTION



WIND INTENSITY



PATH OF ENTRY



COMPOSITE STUDY




RESULTING SURFACE




HEIGHT DESIGNATION



BEAM ANALYSIS



MODULAR BEAMS



SURFACE INTEGRATION

